



Connected Learning @ Belridge Secondary College – Student and Parent Guide

Expectations

Belridge SC prides itself on the quality of teaching and learning we provide to our students. Our holistic approach and wrap around care ensure all students are supported in the best possible way to achieve success.

At certain times in the foreseeable future we may not be able to continue our face-to-face teaching program, but that does not mean we cannot deliver a quality education. Our Connected Learning Program (CLP) aims to ensure that all students continue to have access to the highest quality teaching programs and are not disadvantaged throughout the pandemic.

Teachers will use CONNECT as their platform for communication and weekly overview. Live teaching will then take place through TEAMS or WebEx as per teaching timetable. A reduced face-face teaching load will be outlined below to give teachers extra time to prepare. Students will be allowed to complete set work in a manner that provides flexibility to all household members.

Our HOSS's and Year Coordinators will also have check in points throughout the week to share information and positive mental health messages. This will take place during allocated form time.

- HOSS 2 x form times
- Year Co 2 x form times

Senior School Requirements

At the beginning of each week, teachers will upload an overview for the weeks learning onto CONNECT. The minimum requirement for all Senior School classes: (11-12)

- 2 x live instructional lessons per week (minimum of 30 mins)
- 1 x live chat or discussion forum – through CONNECT, TEAMS (where students will be able to ask questions and seek feedback)
- 1 x independent / self-directed learning- Study, questions from textbook, worksheet

A possible example could look like this:

- Monday P3 – Live lesson –TEAMS or WEBEX link
- Tuesday P5 – Discussion Forum TEAMS or WebEx
- Thursday P1 – Live Lesson –TEAMS or WebEx Link
- Friday P2 – Independent Learning

Any work submissions should take place through CONNECT.



Middle School Requirements

At the beginning of each week, teachers will upload an overview for the weeks learning onto CONNECT. The minimum requirement for all Middle School classes: (7-10) with 4 periods:

- 1 x Live lessons per week (minimum of 30 mins)
- 1 x Live chat or discussion forum – through CONNECT, TEAMS (ask questions)
- 2 x independent/self-directed learning- Education Perfect, questions from textbook, worksheet

A Possible example could look like this:

- Monday P3 – Live lesson –TEAMS or WEBEX link
- Tuesday P5 – Web quest – link (www....)
- Thursday P1 – Discussion forum – TEAMS, Connect or Webex
- Friday P2 – Education Perfect – Section 23

The minimum requirements for a 2 period subject is as follows:

- 1 x live Instructional lesson per week (minimum 30 mins)
- 1 x live discussion/ independent learning (rotation over a fortnight)

Any work submissions should take place through CONNECT.

Protocols for Students

- Lessons to take place as per timetable.
- Only students within the timetabled class are to participate in the Team and any of its functions.
- Students are not to record or take photos/screenshots of team video conferences.
- No inappropriate messaging or comments – this is a school teaching and learning platform.
- When you are participating in a video conference or event and your microphone is muted, if you have a question, please raise your virtual hand or add question to chat box.
- If you cannot be available for the TEAMS or WebEx video conference, contact your teacher in connect or teams chat.
- The College Acceptable Use of ICT Policy applies to this teaching and learning platform.
- BSC expectations (Behaviour Policy, Triple 3 etc.) must be adhered to at all times.

Protocols for Staff

- Teaching to take place as per timetable
- Meetings to take place as per meeting schedule.
- All teachers are responsible for their own classes.
- Teachers are not to record or take photos/screenshots of team video conferences.
- If streaming a live video lesson, please wear appropriate clothing for teaching. No offensive logos.
- Be aware of your background.
- DoE Code of Conduct applies to use of this platform.



Communication

Sharon.Lyon@education.wa.edu.au	Principal
Mario.Pisano@education.wa.edu.au	Vice Principal (10-12)
Carlos.Notarpietro@education.wa.edu.au	Deputy Principal (VET)
Louise.Hall@education.wa.edu.au	Deputy Principal (7-9)
Chadd.Richardson@education.wa.edu.au	Head of Student Services (7-8)
Heather.Currie@education.wa.edu.au	Head of Student Services (9-10)
Benjamin.Dawkins@education.wa.edu.au	Head Of Student Services (11-12)

ICT Support

Technical Support - help@belridgecollege.on.spiceworks.com (Rob Robartson)

External Supports for Families

Websites you may find helpful

Bullying www.bullyingnoway.com.au
Depression www.beyondblue.org.au
Domestic Violence www.burstingthebubble.com
Drug & Alcohol www.dao.health.wa.gov.au
Mental Health Issues www.reachout.com.au
Head Space <http://www.headspace.org.au>
Relationships www.relationships.org.au
Sexual Health www.istaysafe.com
Sexual Health www.getthefacts.health.wa.gov.au

Telephone numbers you may find helpful

In the event of an emergency or life threatening situation call 000
Police (non-life threatening assistance) 131 444
Children and Adolescents Urgent Mental Health 1800 048 636
Alcohol & Drug Info Service 9442 5000
Crisis Care (Crisis counselling, emergency accommodation and food) 9223 1111
Family Help Line 9223 1100
Gay & Lesbian Counselling Service 9420 7201
Kids Help Line 1800 551 800
Mental Health Emergency Response Line 1300 555 788
Parenting WA Line 6279 1200
Sexual Assault Resource Centre 9340 1828
Youthline Samaritans (Confidential, non-religious, 24 hours) 9388 2500



Supporting your child with Connected Learning

Routines:

- Wake up with enough time to get ready and have breakfast
- Wear appropriate clothing if using a WebCam.
- Log on at 8.30am
- Check Connect for your weekly Schedule
- Complete your personalised timetable e.g. example below.
- Log on to TEAMS or activity as described by your teacher.

Space and Equipment

- Make sure your space is as quiet and comfortable as possible
- Be respectful of shared spaces
- If using your webcam, use the background filters available
- Keep your device charged.

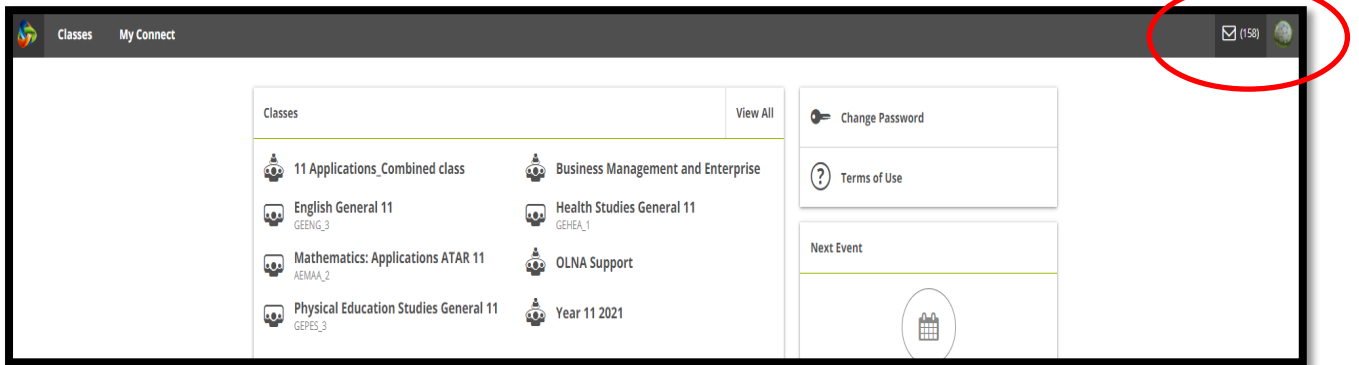
Example Timetable

	Monday	Tuesday	Wednesday	Thursday	Friday
1	Science Live - TEAMS	Maths – Live - TEAMS	Science –EP	D&T – Live _ TEAMS	Maths – Live - TEAMS
2	Maths - EP	Arts – Chat	PE -Chat	Dig Tech - Webquest	HASS - Chat
Form (optional)	<i>Check in with HOSS / Year Co</i>	<i>Check in with HOSS / Year Co</i>	<i>Check in with HOSS / Year Co</i>	<i>Check in with HOSS / Year Co</i>	<i>Check in with HOSS / Year Co</i>
3	PE- Live TEAMS	Hass - EP	HASS - Live TEAMS	Maths - Chat	ENG - LiveTEAMS
4	D&T - Independent	Science -Chat	ENG - EP	Science - Live TEAMS	Arts – Live TEAMS
5	HASS – Live TEAMS	ENG – Live TEAMS	Dig Tech - Live	ENG - Chat	Health – Live TEAMS

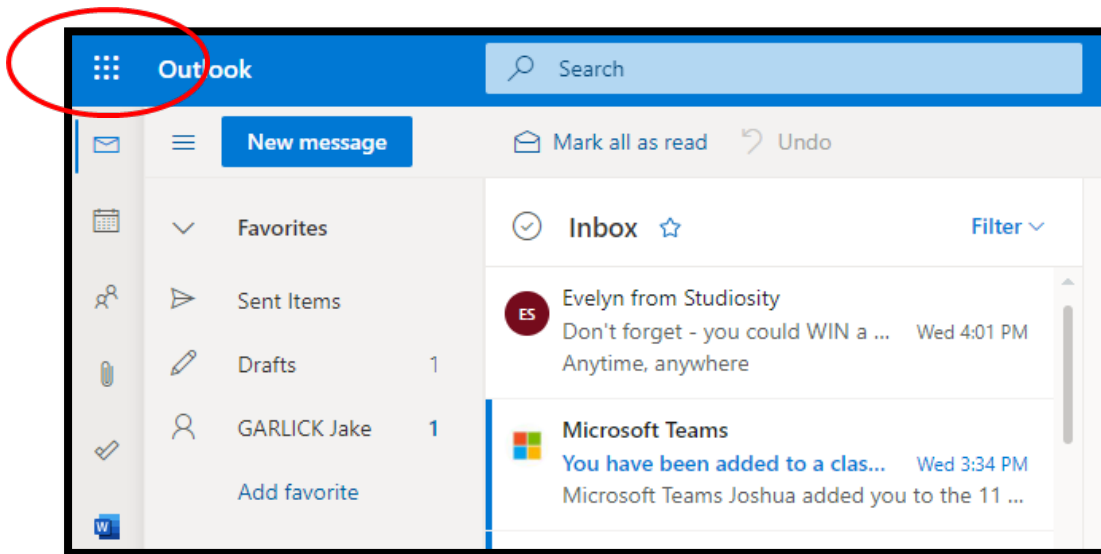


Accessing TEAMS


Step 1: Log into your Connect account, **click** on the webmail (envelope) icon.



Step 2: Click on the **nine dots** in the top left corner

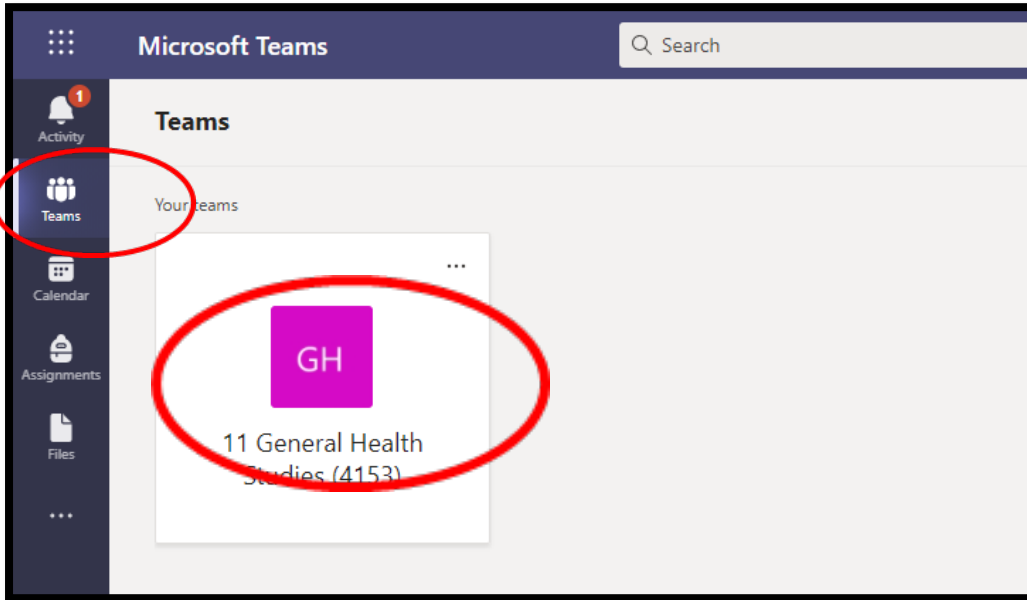


Step 3: Click on the **Teams** icon





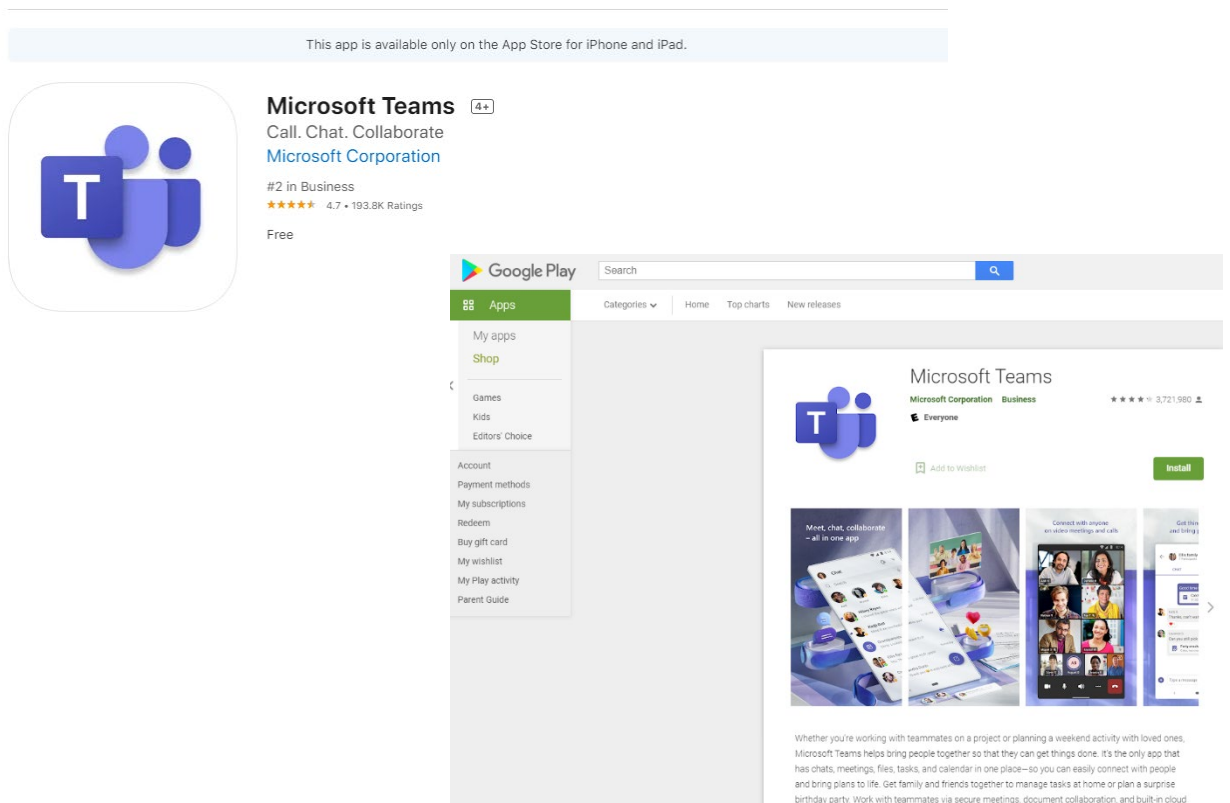
Step 4: Click on the Teams you need to access



TEAMS App

The Microsoft Teams App is available at the Apple App Store and Google Play. Students will need to sign in to their Microsoft account using their school email address

Firstname.lastname@student.education.wa.edu.au





Blank timetable – student to complete

Week 1:

	Monday	Tuesday	Wednesday	Thursday	Friday
1					
2					
Form (optional)					
3					
4					
5					

Week 2:

	Monday	Tuesday	Wednesday	Thursday	Friday
1					
2					
Form (optional)					
3					
4					
5					